



18 GHz SMA N/O S.P.8 T. SWITCH

OPTIONS :

**R F CHARACTERISTICS**

NUMBER OF WAYS : 8  
 FREQUENCY RANGE : 0 - 18 GHz  
 IMPEDANCE : 50 Ohms

FREQUENCY (GHz)	0 - 3	3 - 8	8 -12.4	12.4- 16	16 - 18
V.S.W.R <=	1.20	1.30	1.40	1.50	1.60
INSERT. LOSS <=	0.20 dB	0.30 dB	0.40 dB	0.55 dB	0.60 dB
ISOLATION >=	80 dB	70 dB	60 dB	60 dB	60 dB
AVER. POWER (*)	120 W	80 W	60 W	55 W	50 W

**ELECTRICAL CHARACTERISTICS**

ACTUATOR : NORMALLY OPEN  
 NOMINAL CURRENT AT 25° C (±10%) : 250 mA  
 ACTUATOR VOLTAGE (Vcc) : 12V (10.2 to 13V) / POSITIVE COMMON  
 TERMINALS : solder pins (250 deg.C max./30 sec.)

**MECHANICAL CHARACTERISTICS**

CONNECTORS : SMA female per MIL-C 39012  
 LIFE : 2.000.000 cycles per position  
 SWITCHING TIME (nominal voltage;25° C) : < 15 ms  
 CONSTRUCTION : splashproof  
 WEIGHT : < 280 g

**ENVIRONMENTAL CHARACTERISTICS**

OPERATING TEMPERATURE RANGE (°C) : -40 , +85  
 STORAGE TEMPERATURE RANGE (°C) : -55 , +85

(\* : average power at 25° C per RF path)

This information is given as an indication. In the continual goal to improve our products, we reserve the right to make any modifications judged necessary

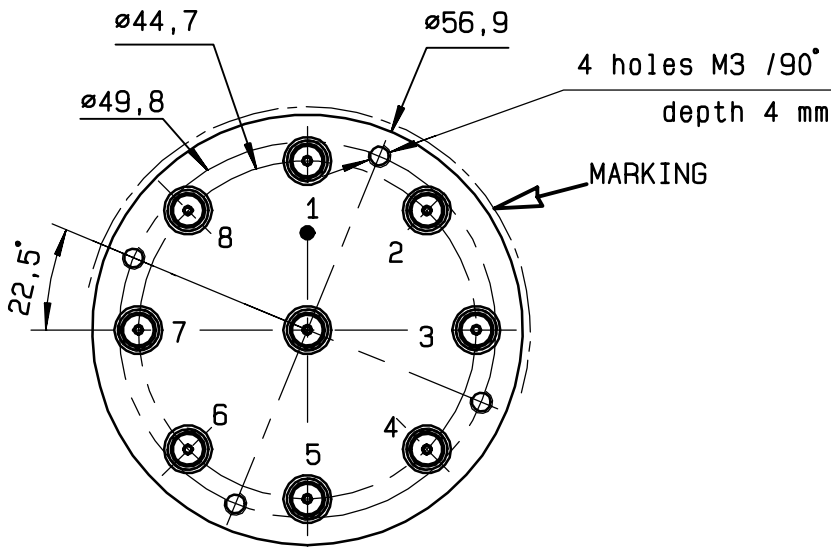
4113-9212 This information is given as an indication. In the continual goal to improve our products, we reserve the right to make any modifications judged necessary

**DRAWING**

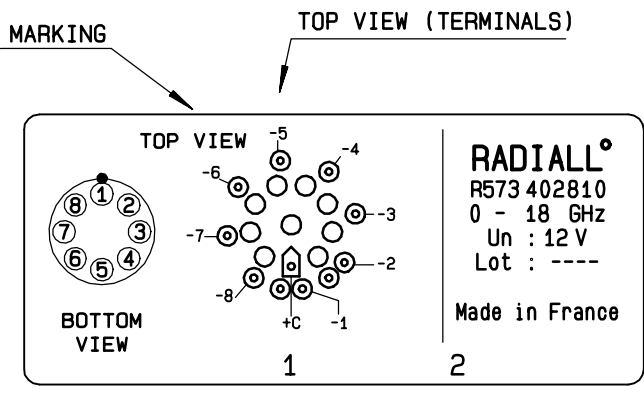
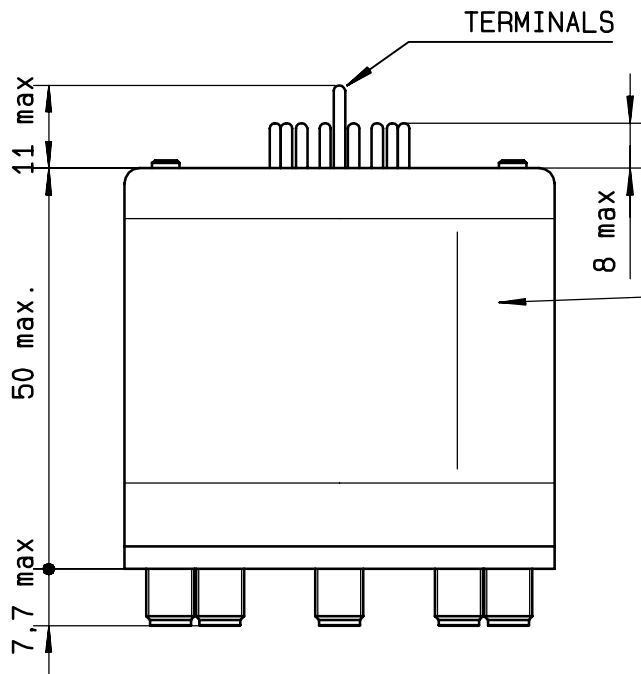
General tolerance: ± 0,5 mm

**R573 402810**

Page  
2/2

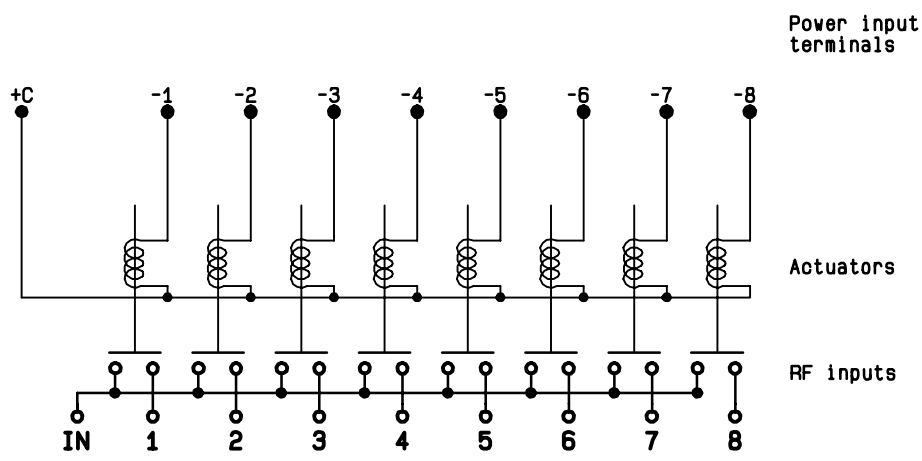


Voltage	RF continuity
+C -1	IN ↔ 1
+C -2	IN ↔ 2
+C -3	IN ↔ 3
+C -4	IN ↔ 4
+C -5	IN ↔ 5
+C -6	IN ↔ 6
+C -7	IN ↔ 7
+C -8	IN ↔ 8



**RADIALL<sup>o</sup>**  
R573 402810  
0 - 18 GHz  
Un : 12 V  
Lot : ----  
Made in France

**SCHEMATIC DIAGRAM**



ISSUE 20. Apr. 01